

IBOX-604-5L2C2P



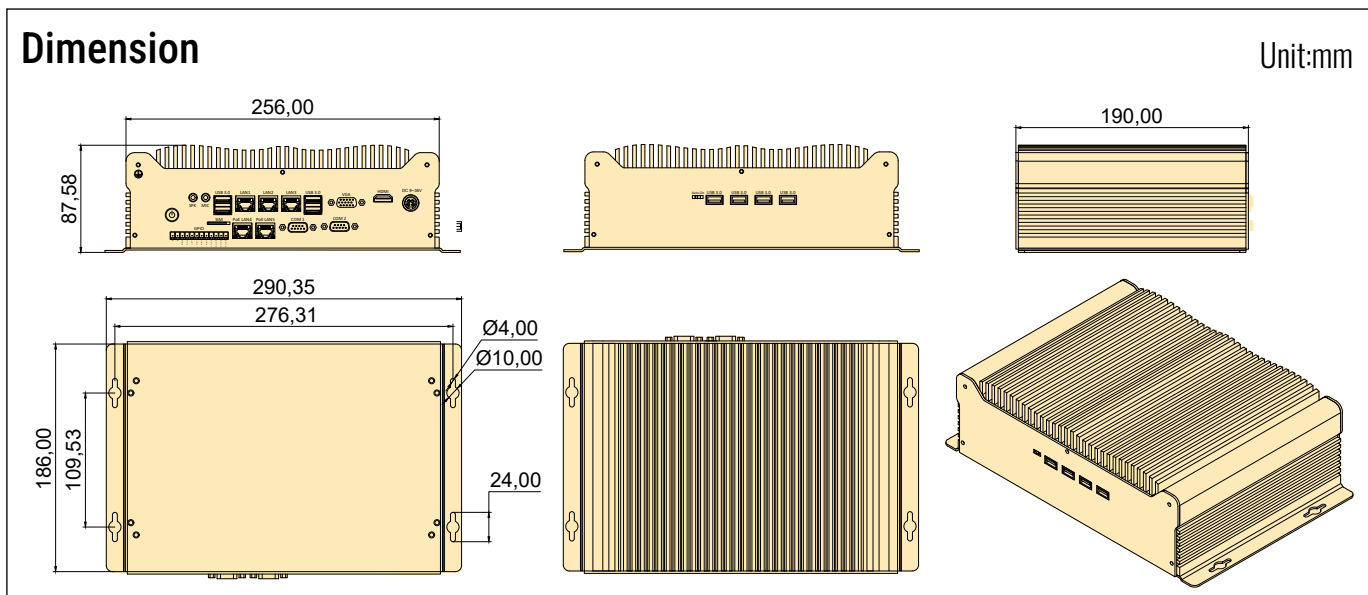
- 9th/8th/7th/6th Gen Intel® Core™ i7/i5/i3 (Skylake, Kaby Lake and Coffee Lake) with Desktop-grade Intel® Z370 chipset, support processor up to 65W TDP;
- Up to 4 front-access 2.5" SSD trays, RAID 0, 1, 5 supported, besides that, it support working with up two 3* PCIe/PCI slot;
- 3* M.2 sockets, 1* M.2 Key M, 1* M.2 Key B and 1* M.2 Key E, for SSD, 4G/5G and WiFi, 1* Mini PCIe slot comes with SIM card slot support 4G LTE Module;
- IBOX-604-5L2C2P is offering 5 Independent GbE LAN with 2* RJ45 or M12 IEEE 802.3af PoE LAN
- 9V to 36V DC Power Input with Surge Protection, configurable Ignition Power Control;
- Fully enclosed full aluminum alloy with fanless cooling system offering anti-interference structure and stable system with Modular parts cable-free design for better vibration resistance.



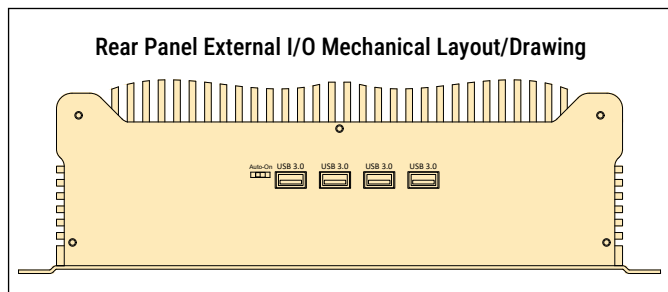
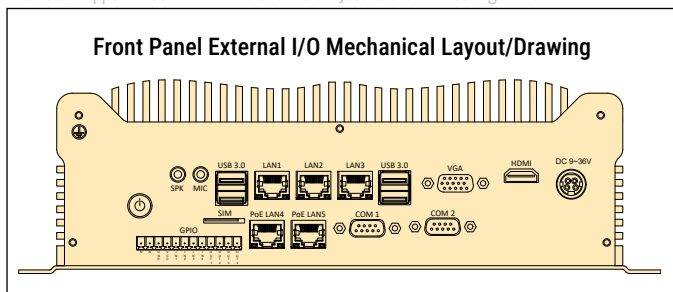
The actual appearance is subject to the final configuration.

Specifications

Model	IBOX-604-5L2C2P			
Supported OS	Win 7, Win 8, Win 10, Win 11, Linux (Ubuntu, Debian, Kali, CentOS, etc.); WES 7; Win 10 IoT			
Chipset	Intel® Z370 Chipset			
CPU	Processor Socket	Intel® Desktop Processors Socket LGA1151		
	Series	6th Gen. Intel® Core™ Processor	Intel® Celeron® G4900 Processor	7th-9th Gen. Intel® Core™ Processor
	TDP	Up to 65W	54W	Up to 65W
	Graphic	Intel® HD Graphics 530	Intel® UHD Graphics 610	7th Gen: Intel® HD Graphics 630 8th/ 9th Gen: Intel® UHD Graphics 630
RAM	Type&Qty	2* SO-DIMM Socket	2* SO-DIMM Socket	2* SO-DIMM Socket
	Frequency	DDR4-1866/2133 MHz	DDR4-2400 MHz	DDR4-2400/2666 MHz
	Capacity	Up to 32GB	Up to 32GB	Up to 32GB
Storage Device	SATA	1* 2.5" SATA3.0 Bay on board (6Gb/s); 3* SATA3.0 connectors (6Gb/s), Support RAID (0/1/5)		
	MSATA	1* mSATA3.0 slot on board (6Gb/s)		
	M.2	1* M.2 (NGFF) 2280 M-key slot, support PCIe4 Gen.3 NVMe/ SATA3.0 SSD		
I/O Interface	COM	2* Isolated RS232/RS485 with TVS (Switchable by BIOS); 2* RS232 header shared with GPIO		
	Ethernet	2* GbE PoE LAN support IEEE802.3af, Intel® i211; (Option A: RJ45 connector; Option B: M12 connector) 3* GbE LAN ports, Intel® i211, RJ45 connector		
	USB	8* USB 3.0; 1* Internal Connector		
	Video & Audio	1* HDMI, Support 4096x2304@24Hz, (Optional 1* DP, Support 4096 x 2304@60Hz); 1* VGA, Support 1920x1200@60Hz;		
	Audio	1* MIC, 1* SPK; With 5.1 channels HD Audio Codec Realtek ALC662		
	SIM	1* External SIM card slot connected to M.2 B-key slot		
	Power Supply	9V-36V DC; 1* 4-Pin DC Power Jack (Circular DIN Connectors, Full-Shield, optional with Phoenix Terminal Connector)		
	Other	1* 8-bit GPIO (4-Inputs/4-Outputs, 0-5V Input Range) and 1* Remote Switch on Terminal Block (12-Pin, 3.81mm); 1* Auto-On Switch; 1* TPM header (2*10-pin)		
Extended Capabilities	Additional Internal Interface	1* M.2 3052 B-key with SIM card slot;(USB3.0) 1* M.2 2230 E-key Slot (PCIe+USB2.0, support WiFi+BT); 1* Full Size Mini-PCIe (PCIe+USB2.0)		
Environment	Operating Temp.	-10 ~ 55 °C w/ 0.7m/s Airflow		
	Storage Temp.	-40 ~ 85 °C (-40~185 °F)		
	Relative Humidity	40 °C @ 95%, Non-Condensing		
Physical Characteristics	Dimensions	290.35* 152.58* 186 mm (W* H* D)		
	Net Weight	3.9 KG		
Regulation	EMC	CE/FCC Class B, CCC		
	Safety	CE-LVD, RoHS, CCC		



The actual appearance and dimensions are subject to the final configuration



Ordering Information

SO-DIMM Socket	M.2 2280 M-key Slot	mSATA Slot	SATA3.0 Connector	M.2 2230 E-key Slot	M.2 3052 B-key Slot	Full Size Mini-PCIe	Isolated RS232/RS485	PoE GbE LAN	GbE LAN
2	1	1	4	2	1	1	2	2	3
USB 3.0	Internal USB2.0	HDMI	VGA	Mic In	SPK	External SIM Card Slot	8-bit GPIO	Remote Switch	Power Supply
8	1	1	1	1	1	1	1	1	DC 9-36V

Processors Info & Available List

CPU	Code Name	Total Cores	Total Threads	Max Turbo Frequency	Base Frequency	Cache	TDP	Memory Types	Integrated Graphics
Intel® Core™ i3-6100	Skylake	2	4	-	3.70 GHz	3 MB Intel® Smart Cache	51 W	DDR4	Intel® HD Graphics 530
Intel® Core™ i5-6500	Skylake	4	4	3.60 GHz	3.20 GHz	6 MB Intel® Smart Cache	65 W	DDR4	Intel® HD Graphics 530
Intel® Core™ i7-6700	Skylake	4	8	4.00 GHz	3.40 GHz	8 MB Intel® Smart Cache	65 W	DDR4	Intel® HD Graphics 530
Intel® Celeron® G4900	Coffee Lake	2	2	-	3.10 GHz	2 MB Intel® Smart Cache	54 W	DDR4	Intel® UHD Graphics 610
Intel® Core™ i3-7100	Kaby Lake	2	4	-	3.90 GHz	3 MB Intel® Smart Cache	51 W	DDR4	Intel® HD Graphics 630
Intel® Core™ i5-7400	Kaby Lake	2	4	3.50 GHz	3.00 GHz	6 MB Intel® Smart Cache	65 W	DDR4	Intel® HD Graphics 630
Intel® Core™ i7-7700	Kaby Lake	4	8	4.20 GHz	3.60 GHz	8 MB Intel® Smart Cache	65 W	DDR4	Intel® HD Graphics 630
Intel® Core™ i3-8100	Coffee Lake	4	4	-	3.60 GHz	6 MB Intel® Smart Cache	65 W	DDR4	Intel® UHD Graphics 630
Intel® Core™ i5-8500	Coffee Lake	6	6	4.10 GHz	3.00 GHz	9 MB Intel® Smart Cache	65 W	DDR4	Intel® UHD Graphics 630
Intel® Core™ i7-8700	Coffee Lake	6	12	4.60 GHz	3.20 GHz	12 MB Intel® Smart Cache	65 W	DDR4	Intel® UHD Graphics 630
Intel® Core™ i3-9300	Coffee Lake	4	4	4.30 GHz	3.70 GHz	8 MB Intel® Smart Cache	62 W	DDR4	Intel® UHD Graphics 630
Intel® Core™ i5-9400	Coffee Lake	6	6	4.10 GHz	2.90 GHz	9 MB Intel® Smart Cache	65 W	DDR4	Intel® UHD Graphics 630
Intel® Core™ i7-9700	Coffee Lake	8	8	4.70 GHz	3.00 GHz	12 MB Intel® Smart Cache	65 W	DDR4	Intel® UHD Graphics 630
Intel® Core™ i9-9900	Coffee Lake	8	16	5.00 GHz	3.10 GHz	16 MB Intel® Smart Cache	65 W	DDR4	Intel® UHD Graphics 630

All products and company name listed are trademarks or trade names of their respective companies.

!! Note: For more interface configuration or available processors, please consult the sales.

Packing list

Default Items	Qty
IBOX-604-5L2C2P Unit	1
AC-to-DC Adapter	1
Power cable 3-pin 150cm	1

Options for default items

Optional Items	Qty
Power cable 3-pin 150cm, USA type	-
Power cable 3-pin 150cm, EU type	-
Power cable 3-pin 150cm, UK type	-
Swappable hard-drive bracket kit	-

Optional accessories or internal modules for unit

Optional Items	Max Qty	Description
Isolated RS-232	2	DB9 or Phoenix Terminal connector, connected by header
Non-Isolated RS-232	2	DB9 or Phoenix Terminal connector, connected by header
Non-Isolated RS-422	2	DB9 or Phoenix Terminal connector, connected by header with a transform module
Non-Isolated RS-485	2	DB9 or Phoenix Terminal connector, connected by header with a transform module
Isolated 8-bit GPIO, 9-24V	1	Phoenix Terminal connector, connected by header
Isolated 8-bit GPIO with current loading, 9-26V	1	Digital signal, Phoenix Terminal connector, connected by non-standard M.2 interface
Isolated 15-bit GPIO, 0-5V	1	Digital signal, Phoenix Terminal connector, connected by non-standard M.2 interface
Isolated 15-bit GPIO with 7-in & 8-out, 12-24V	1	Digital signal, Phoenix Terminal connector, connected by non-standard M.2 interface
4G Module	1	Connected by Mini-PCIe or M.2 interface
5G Module	1	Connected by M.2 interface
WiFi Module without AP mode	1	Connected by Mini-PCIe interface, M.2 interface or internal USB interface
WiFi Module with AP mode	1	Connected by Mini-PCIe interface
Dual channel CAN-Bus Module	2	Connected by Mini-PCIe or M.2 interface
Dual GbE PoE LAN Module	1	Connected by Mini-PCIe Interface
Ignition Switch Module	1	Phoenix Terminal connector, connected by internal power switch and 4-pin ATX power connector

!! Note: As this product has expansion slots, please consult sales for the specific maximum number of expandable interfaces.