

# IBOX-601-9L2C6P



- Equipped with desktop-class high-performance CPU
- Full aluminum alloy anti-interference structure
- Modular parts design with strong scalability
- Fully enclosed with fanless cooling system
- Cable-free design for better vibration resistance
- Scientific and reasonable interface layout
- Double board design with diverse interfaces



Front Panel



Option A



Option B

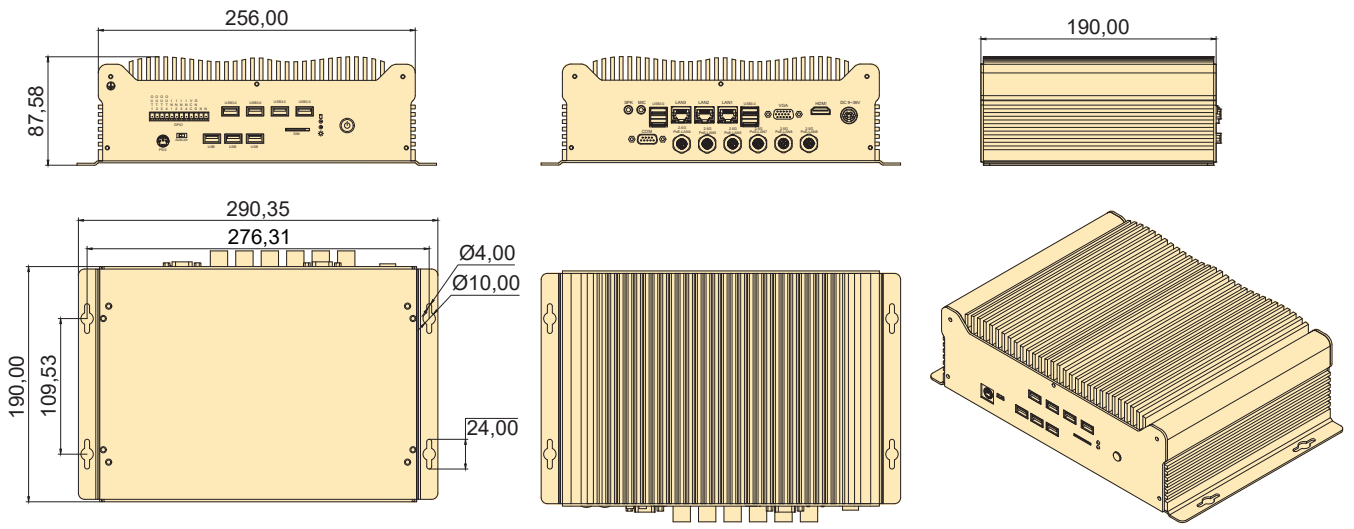
The actual appearance is subject to the final configuration.

## Specifications

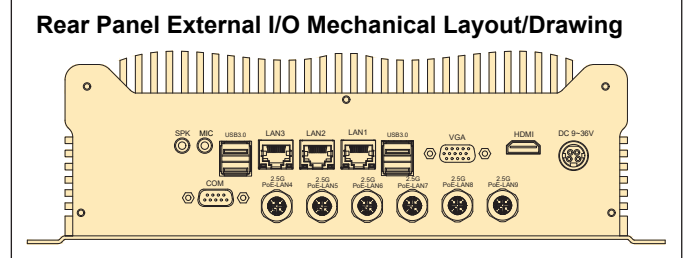
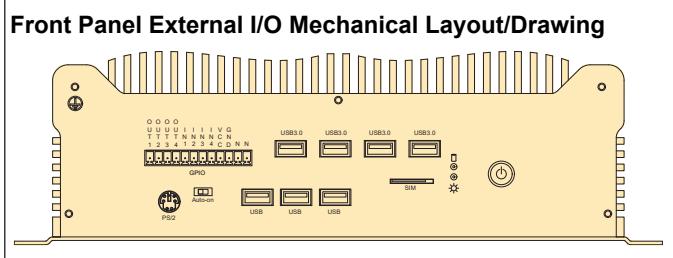
<b>Model</b>	IBOX-601-9L2C6P		
<b>Supported OS</b>	Win 7, Win 8, Win 10, Win 11, Linux (Ubuntu, Debian, Kali, CentOS, etc.); WES 7; Win 10 IoT		
<b>Chipset</b>	Intel® Z370 Chipset		
<b>CPU</b>	Processor Socket	Intel® Desktop Processors Socket LGA1151	
	Series	6th Gen. Intel® Core™ Processor	Intel® Celeron® G4900 Processor
	TDP	Up to 65W	54W
	Graphic	Intel® HD Graphics 530	Intel® UHD Graphics 610
<b>RAM</b>	Type&Qty	2* SO-DIMM Socket	2* SO-DIMM Socket
	Frequency	DDR4-1866/2133 MHz	DDR4-2400 MHz
	Capacity	Up to 32GB	Up to 32GB
<b>Storage Device</b>	SATA	1* 2.5" SATA3.0 Bay on board (6Gb/s); 3* SATA3.0 connectors (6Gb/s), Support RAID (0/1/5)	
	MSATA	1* mSATA3.0 slot on board (6Gb/s)	
	M.2	1* M.2 (NGFF) 2280 M-key slot, support PCIe4 Gen.3 NVMe/ SATA3.0 SSD	
<b>I/O Interface</b>	COM	1* RS232/485 with RJ45 connector, 1* RS232/485 with DB9 connector, switchable by jumper	
	Ethernet	(Option A&B) 3* Intel® i211 GbE LAN, RJ45 connector; (Option A) 6* Intel® i226 GbE LAN, RJ45 connector (One of Poe GbE LAN is shared with Mini-PCIe's PCIe signal) (Option B) 6* Intel® i226 GbE LAN, M12 connector (One of Poe GbE LAN is shared with Mini-PCIe's PCIe signal)	
	USB	8* USB 3.0; 3* USB2.0; 1* Internal USB2.0	
	Video	1* HDMI, Support 4096x2304@24Hz, (Optional 1* DP, Support 4096 x 2304@60Hz); 1* VGA, Support 1920x1200@60Hz;	
	Audio	1* MIC, 1* SPK; With 5.1 channels HD Audio Codec Realtek ALC662	
	SIM	1* External SIM card slot connected to Mini-PCIe	
	Power Supply	9V-36V DC; 1* 4-Pin DC Power Jack (Circular DIN Connectors, Full-Shield)	
	Other	1* 8-bit GPIO (4-Inputs/4-Outputs, 0-5V Input Range) and 1* Remote Switch on Terminal Block (12-Pin, 3.81mm). 1* PS/2 for keyboard/ mouse; 1* Auto-On Switch; 1* TPM header (2*8-pin)	
<b>Extended Capabilities</b>	Additional Internal Interface	1* Full Size Mini-PCIe with SIM card slot; (PCIe+USB2.0, PCIe signal is shared with a LAN port); 1* M.2 2230 E-key Slot (PCIe+USB2.0, support WiFi+BT)	
<b>Environment</b>	Operating Temperature	-10 ~ 55 °C w/ 0.7m/s Airflow	
	Storage Temperature	-40 ~ 85 °C (-40~185 °F)	
	Relative Humidity	40 °C @ 95%, Non-Condensing	
<b>Physical Characteristics</b>	Dimensions	290.35* 87.58* 186 mm (W* H* D)	
	Net Weight	3.9 KG	
<b>Regulation</b>	EMC	CE/FCC Class B, CCC	
	Safety	CE-LVD, RoHS, CCC	

### Dimension

Unit:mm



The actual appearance and dimensions are subject to the final configuration



### Ordering Information

SO-DIMM Socket	M.2 2280 M-key Slot	mSATA3.0 Slot	SATA3.0 Connector	Full Size Mini-PCle	M.2 2230 E-key Slot	COM	1.0 GbE LAN	PoE 2.5 GbE LAN			
2	1	1	4	1	1	2	3	6			
USB 2.0	USB 3.0	Internal USB2.0	HDMI Or DP	VGA	MIC	SPK	External SIM Card Slot	PS/2	8-bit GPIO	Auto-On Switch	Power Supply
3	8	1	1	1	1	1	1	1	1	1	DC 9-36V

### Processors Info & Available List

CPU	Code Name	Total Cores	Total Threads	Max Turbo Frequency	Base Frequency	Cache	TDP	Memory Types	Integrated Graphics
Intel® Core™ i3-6100	Skylake	2	4	-	3.70 GHz	3 MB Intel® Smart Cache	51 W	DDR4	Intel® HD Graphics 530
Intel® Core™ i5-6500	Skylake	4	4	3.60 GHz	3.20 GHz	6 MB Intel® Smart Cache	65 W	DDR4	Intel® HD Graphics 530
Intel® Core™ i7-6700	Skylake	4	8	4.00 GHz	3.40 GHz	8 MB Intel® Smart Cache	65 W	DDR4	Intel® HD Graphics 530
Intel® Celeron® G4900	Coffee Lake	2	2	-	3.10 GHz	2 MB Intel® Smart Cache	54 W	DDR4	Intel® UHD Graphics 610
Intel® Core™ i3-7100	Kaby Lake	2	4	-	3.90 GHz	3 MB Intel® Smart Cache	51 W	DDR4	Intel® HD Graphics 630
Intel® Core™ i5-7400	Kaby Lake	2	4	3.50 GHz	3.00 GHz	6 MB Intel® Smart Cache	65 W	DDR4	Intel® HD Graphics 630
Intel® Core™ i7-7700	Kaby Lake	4	8	4.20 GHz	3.60 GHz	8 MB Intel® Smart Cache	65 W	DDR4	Intel® HD Graphics 630
Intel® Core™ i3-8100	Coffee Lake	4	4	-	3.60 GHz	6 MB Intel® Smart Cache	65 W	DDR4	Intel® UHD Graphics 630
Intel® Core™ i5-8500	Coffee Lake	6	6	4.10 GHz	3.00 GHz	9 MB Intel® Smart Cache	65 W	DDR4	Intel® UHD Graphics 630
Intel® Core™ i7-8700	Coffee Lake	6	12	4.60 GHz	3.20 GHz	12 MB Intel® Smart Cache	65 W	DDR4	Intel® UHD Graphics 630
Intel® Core™ i3-9300	Coffee Lake	4	4	4.30 GHz	3.70 GHz	8 MB Intel® Smart Cache	62 W	DDR4	Intel® UHD Graphics 630
Intel® Core™ i5-9400	Coffee Lake	6	6	4.10 GHz	2.90 GHz	9 MB Intel® Smart Cache	65 W	DDR4	Intel® UHD Graphics 630
Intel® Core™ i7-9700	Coffee Lake	8	8	4.70 GHz	3.00 GHz	12 MB Intel® Smart Cache	65 W	DDR4	Intel® UHD Graphics 630
Intel® Core™ i9-9900	Coffee Lake	8	16	5.00 GHz	3.10 GHz	16 MB Intel® Smart Cache	65 W	DDR4	Intel® UHD Graphics 630

All products and company name listed are trademarks or trade names of their respective companies.

!! Note: For more interface configuration or available processors, please consult the sales.

## Packing list

Default Items	Qty
IBOX-601-9L2C6P Unit	1
AC-to-DC Adapter	1
Power cable 3-pin 150cm	1

## Options for default items

Optional Items	Qty
Power cable 3-pin 150cm, USA type	-
Power cable 3-pin 150cm, EU type	-
Power cable 3-pin 150cm, UK type	-
Swappable hard-drive bracket kit	-

## Optional accessories or internal modules for unit

Optional Items	Max Qty	Description
Isolated 8-bit GPIO, 9-24V	1	Digital signal, Phoenix Terminal connector, connected by non-standard M.2 interface
Isolated 8-bit GPIO with current loading, 9-26V	1	Digital signal, Phoenix Terminal connector, connected by non-standard M.2 interface
Isolated 15-bit GPIO, 0-5V	1	Digital signal, Phoenix Terminal connector, connected by non-standard M.2 interface
Isolated 15-bit GPIO with 7-in & 8-out, 12-24V	1	Digital signal, Phoenix Terminal connector, connected by non-standard M.2 interface
4G Module	1	Connected by Mini-PCIe interface
WiFi Module without AP mode	1	Connected by Mini-PCIe interface, M.2 interface or internal USB interface
WiFi Module with AP mode	1	Connected by Mini-PCIe interface
Dual channel CAN-Bus Module	2	Connected by Mini-PCIe or M.2 interface
Ignition Switch Module	1	Phoenix Terminal connector, connected by internal power switch and 4-pin ATX power connector

!! Note: As this product has expansion slots, please consult sales for the specific maximum number of expandable interfaces.