



# IPPC-104V2-2L6C-15W



- Projected capacitive (default) or resistive (by request) touchscreen, also available for non-touch screen;
- Ultra-thin design, overall thickness is under 60mm;
- Narrow bezel design bring the more compact overall size;
- Aluminum alloy cooling backshell, sealed and fanless system design, dustproof, anti-vibration and anti-interference;
- Support a variety of interface customization.



I5-6200U, J4125

The actual appearance is subject to the final configuration

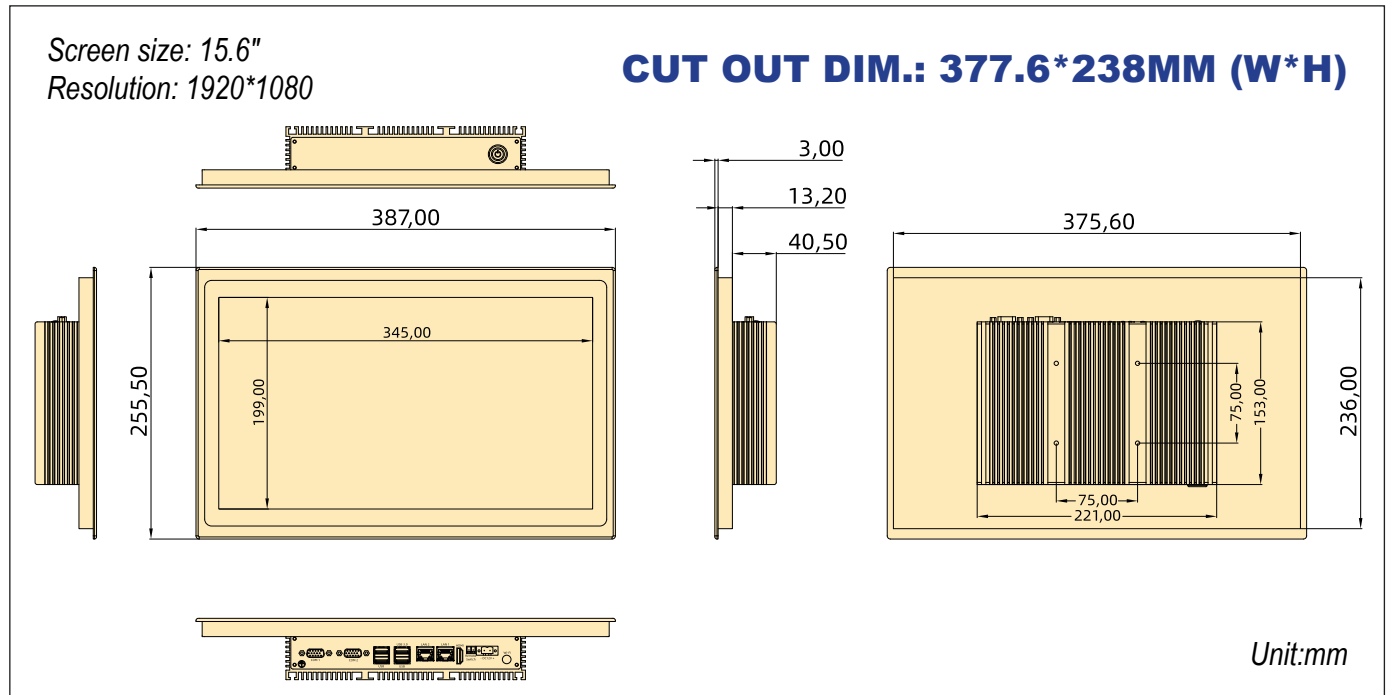
## Specifications

LCD Display		Touchscreen			
Display Type	15.6" TFT LCD (LED backlight)	Touchscreen Type	5-Wire Resistive	Projected Capacitive	Non-Touchscreen
Resolution	1920*1080	Touchscreen Method	Single point	Ten point	-
Luminance	400 cd/m2 (Typ.)	Surface	3H	6H	6H
Viewing Angle	70/70/60/60 (Typ.)(CR>=10)	Durability	1 million touches	-	-
Contrast Ratio	500:1 (Typ.) (Transmission)	Transparency	75%±8%	85± 3%	> 88%

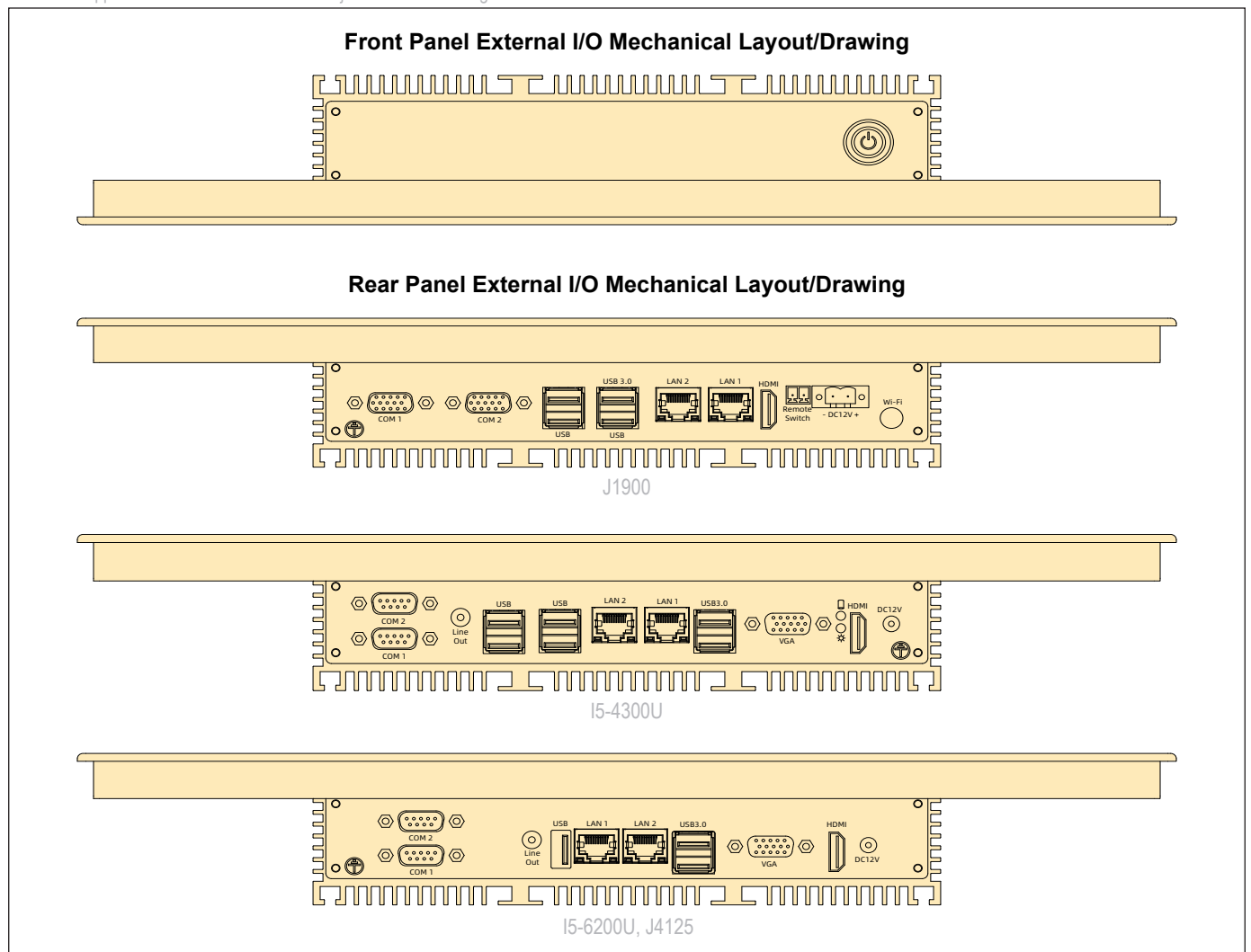
  

System					
CPU	Model	Intel® Celeron® J1900	Intel® Core™ I5-4300U	Intel® Core™ I5-6200U	Intel® Celeron® J4125
RAM	Type&Qty	1* SO-DIMM Socket	1* SO-DIMM Socket	1* SO-DIMM Socket	1* SO-DIMM Socket
	Frequency	DDR3L-1333 MHz	DDR3L-1333/1600 MHz	DDR4 2133 MHz	DDR4 2400 MHz
	Capacity	Up to 8GB	Up to 8GB	Up to 32GB	Up to 8GB
Storage	MSATA	1* mSATA2.0 slot on board (3Gb/s)	1* mSATA3.0 slot on board (6Gb/s)		
Supported OS	Windows & Linux	Win 7, Win 8, Win 10, WES 7; Win 10 IoT, Ubuntu, Debian, Kali, CentOS, etc.)			
I/O INTERFACE	COM	2* RS232/485 (COM1-2, DB9) 4* RS232 (COM3-6, Header)	1* RS232/422/485 (COM2) 1* RS232/485 (COM3) 4* RS232 (COM1/4/5/6) All headers	2* RS232/485 (COM1/3) 4* RS232 (COM2/4/5/6) All headers	2* RS232/422/485 (COM2/3) 4* RS232 (COM1/4/5/6) All headers
	Ethernet	2* Realtek 8111H GbE LAN	2* Intel® i211 GbE LAN	2* Intel® i211 GbE LAN	2* Realtek 8111H GbE LAN
	USB	3* USB2.0, 1* USB3.0 5* USB2.0 Headers	4* USB2.0, 2* USB3.0 2* USB2.0 Headers	1* USB2.0, 2* USB3.0 4* USB2.0 Headers	1* USB2.0, 2* USB3.0 4* USB2.0 Headers
	Video	1* HDMI, 1920x1200@60Hz 1* VGA header	1* HDMI, 3280x2000@60Hz 1* VGA, 1920x1200@60Hz	1* HDMI, 4096x2304@24Hz 1* VGA, 1920x1200@60Hz	1* HDMI, 4096x2160@30Hz 1* VGA, 1920x1200@60Hz
	Audio	1*SPK header; With 5.1 channels HD Audio Codec Realtek ALC662	1* SPK; With 5.1 channels HD Audio Codec Realtek ALC662	1* SPK; With 2 channels USB Audio Codec HS-100B	1* SPK; With 5.1 channels HD Audio Codec Realtek ALC662
	SIM	1* Built-in SIM card slot connected to Mini-PCIe			
	Power Supply	12V DC; 1* Terminal Block (2-Pin, 5.08mm);	12V DC; 1* DC Jack (5.5* 2.5mm); Optional 9-30V DC PWR module with Terminal Block (2-Pin, 5.08mm)		
	Other	1* 8-bit GPIO header; 1* Remote Switch Terminal (2-Pin, 3.81mm)	1* 8-bit GPIO header; Optional: 1* Terminal Block (4-Pin, 3.81mm Pitch) with Remote Switch and Power Indicator		
Extended Capabilities	Additional Internal Interface	1* Full Size Mini-PCIe with SIM card slot (PCIe+USB2.0)			
Environment	Operating Temperature	Non-Touch: -10~70°C; Capacitive: -10~70°C; Resistive: -10~50°C; (w/ 0.7m/s Airflow)			
	Storage Temperature	Non-Touch: -20 ~ 70°C; Capacitive: -20 ~ 70°C; Resistive: -20 ~ 50°C			
	Relative Humidity	40 °C @ 95%, Non-Condensing			
Physical Characteristics	Dimensions	387*255.5*56.7 mm			
	Net Weight	Around 3.4kg (The final weight is subject to actual ordering configuration)			
Regulation	EMC	CE/FCC Class B, CCC			
	Safety	CE-LVD, RoHS, CCC			

Dimension Drawings



The actual appearance and dimensions are subject to the final configuration



## Processors Information

CPU	Code Name	Total Cores	Total Threads	Max Turbo Frequency	Base Frequency	Cache	TDP	Memory Types	Integrated Graphics
Intel® Celeron® J1900	Bay Trail	4	4	-	2.00 GHz	2 MB L2 Cache	10W	DDR3	Intel® HD Graphics
Intel® Core™ I5-4300U	Haswell	2	4	2.90 GHz	1.90 GHz	3 MB Intel® Smart Cache	15W	DDR3	Intel® HD Graphics 4400
Intel® Core™ I5-6200U	Skylake	2	4	2.80 GHz	2.30 GHz	3 MB Intel® Smart Cache	15W	DDR4	Intel® HD Graphics 4400
Intel® Celeron® J4125	Gemini Lake	4	4	-	2.00 GHz	4 MB	10W	DDR4	Intel® UHD Graphics 600

All products and company name listed are trademarks or trade names of their respective companies.

## Ordering Information

CPU	SO-DIMM Socket	mSATA	Mini PCIe	COM Interface	GbE LAN	USB 2.0	USB 3.0	Internal USB 2.0 Headers	HDMI	VGA	SPK	SIM Card Slot	8-bit GPIO Header	Power Supply
Intel® Celeron® J1900	1*DDR3L	1	1	6	2	3	1	5	1	1* Header	-	1	1	DC 12V
Intel® Core™ I5-4300U	1*DDR3L	1	1	6	2	4	2	2	1	1	1	1	1	DC 12V
Intel® Core™ I5-6200U	1*DDR4	1	1	6	2	1	2	4	1	1	1	1	1	DC 12V
Intel® Celeron® J4125	1*DDR4	1	1	6	2	1	2	4	1	1	1	1	1	DC 12V

!! Note: Custom available for this unit, the actual data is subject to the final configuration

Model	Aspect Ratio	Screen Size	Touch Function Support	Resolution (H*V)	Brightness (Typ.)	Viewing Angle (Typ.) (CR>=10)	Cutout Dimension (W*H)	Device Dimension (W*H*D)	N.W.	Operating Temp./ Storage Temp.
IPPC-104V2-2L6C-15W-NT	16:9	15.6"	Non-Touch	1920*1080	400 cd/m²	70/70/60/60	377.6*238 mm	387*255.5*56.7 mm	3.4 kg	-10~70°C/ -20 ~ 70°C
IPPC-104V2-2L6C-15W-CT	16:9	15.6"	Capacitive Touch	1920*1080	400 cd/m²	70/70/60/60	377.6*238 mm	387*255.5*56.7 mm	3.4 kg	-10~70°C/ -20 ~ 70°C
IPPC-104V2-2L6C-15W-RT	16:9	15.6"	Resistive Touch	1920*1080	400 cd/m²	70/70/60/60	377.6*238 mm	387*255.5*56.7 mm	3.4 kg	-10~50°C/ -20 ~ 50°C

## Packing list

Default Items	Qty
IPPC-104V2-2L6C-15W Unit	1
AC-to-DC Adapter	1
Power cable 3-pin 150cm	1
Embedded mount kit	1

## Options for default items

Optional Items	Qty
Power cable 3-pin 150cm, USA type	-
Power cable 3-pin 150cm, EU type	-
Power cable 3-pin 150cm, UK type	-
VESA mount kits	-

## Optional accessories or internal modules for unit

Optional Items	Max Qty	Description
DC9-30V TO DC 12V PWR module	1	Phoenix Terminal connector, Power supply voltage conversion module, connected by header
Isolated 8-bit GPIO, 9-26V	1	Phoenix Terminal connector, connected by jumper
Isolated RS-232	6	DB9 or Phoenix Terminal connector, connected by header
Isolated 8-bit GPIO, 9-24V	1	Phoenix Terminal connector, connected by header
4G Module	1	Connected by Mini-PCIe interface
WiFi Module without AP mode	1	Connected by Mini-PCIe interface
WiFi Module with AP mode	1	Connected by Mini-PCIe interface

!! Note: As this product has expansion slots, please consult sales for the specific maximum number of expandable interfaces.